

Central Elementary
School
1043 Pass Road
Gulfport, MS 39501
(228) 865-4642

Principal,
Dr. LaWanda Thornton
Assistant Principal,
Deirdre Stevens,



Back Page:

Partners in Education

ID Badges REQUIRED



On the
horizon...

Jan. 22-26 -The Great Kindness Challenge

Jan. 22- "100 Days of School" & After School Tutoring

Jan. 23-Mixed Practice Tests

Jan. 23-GSD Spelling Bee at Pass Road Elementary 6pm

Jan. 24-After School Tutoring

Jan. 26-Last day to turn in Science Fair project (4th/5th graders)

Feb. 2-Science Fair

Feb. 5-9-DCA's

Feb. 12-14- Mardi Gras Holiday -no school

Feb. 15- Progress Reports

March 19-22 Intersession-Enrichment by invitation

March 25-April 1 Spring Break & Easter Holiday-no school

Character Trait-Kindness

The Sailor Sentinel

The Official Family News Publication of Central Elementary


Volume 9 Issue 21

January 22, 2023



New AR goals for Quarter 3!!!


Mrs. Smith, the librarian, has given students an AR punch card that has been decorated by the student. It will be used to earn punches based on their progress in Accelerated Reader. When students take AR quizzes, based on their levels, they may earn punches on the card. Students must score an 80 or above to earn the punches. Students who meet all of their AR goals with punches will be able to participate in the AR Reward Celebration. Punch cards will be kept at school. Please encourage your students to read.



January 22 – 26

The Great Kindness Challenge

“Let’s Have Fun Being Kind to Each Other”




<p>1/22 “Kindness Never Grows Old”</p> <p>100 Days of School!</p> <p>Dress like an elderly person!</p> 	<p>1/23 “We Don’t Hide From Kindness”</p> <p>Wear Camouflage!</p> 	<p>1/24 “Let’s Go Wild About Kindness”</p> <p>Wear your favorite animal print!</p> 	<p>1/25 “We Love Kindness”</p> <p>Wear red or pink!</p> 	<p>1/26 “Share The Spirit of Kindness”</p> <p>Wear your school colors (orange or blue)!</p> 
--	---	---	---	---



All Science Fair projects are due this week for 4th and 5th graders. January 26th is the last day to turn in the projects.

Our CE Science Fair is February 2nd. All 4th and 5th grade students are required to complete a project that will count as a test grade. Each student received the information before the winter break. If you have any questions, please call the office at 865-4642.

Every Decision. WHAT IS BEST FOR CHILDREN? Every time.



ID Badges are required for ALL students to wear daily. Parents, please help your student remember to wear their badge to school each morning. Use the app below to follow your bus riders.



FirstView ParentView by First Student: Getting Started

1. Download the FirstView ParentView App

Go to web.firstviewapp.com or find FirstView in the [App Store](#) or [Google Play](#). Follow the instructions to download the app to your smartphone and create an account.

2. Set Up Your Profile

Once you have confirmed your account, open the ParentView app from your home screen to begin setting up your profile. You'll need to know your student's:

- a) Select State/Province: *Example - Ohio*
- b) Select District: *Example - Cincinnati Public Schools*
- c) Student ID or District Code: *Example - 1234*
- d) Route Name: *Example - 123 AM, 123 MID, 125W PM (Registration information pertaining to your student's route is provided by your school district. FirstView Customer Support cannot provide this information to you.)*

3. Follow a Route

Select **Profile** to "Add A Student" with the information you received from your school district. Next, you will select AM/MID/PM Route, search for your route name and select your school (if applicable).

4. Setup Distance Alerts

To set up alerts for tracking the bus, you will be prompted to "Configure Notification". Select the location you want to track the bus to, choose a geofence size around your location, and set your time range. When the bus enters your geofence within the time range selected, you will get a notification that the bus is near. Students should still be at their assigned bus stop 10 minutes prior to the scheduled arrival time.

5. Receive Notifications

Go to **Settings** and select "Notification Recipients" to add email notifications for up to 3 recipients, including yourself. From this screen, you can also edit your **Profile** or follow another route. Alerts and notifications from your district or the bus depot will appear under **Notifications** in the menu. (To receive push notifications, you must allow your mobile device to receive notifications from the FirstView app. You will be prompted upon downloading the app or you can confirm/update your settings within your phone's app settings.)

6. Ask for Help or Give Suggestions

FirstView provides a dedicated customer support team Monday through Friday to assist you:

- Call toll-free 888-889-8920 from 7:00 a.m. ET to 5:00 p.m. ET
- Email Customer Support at support@firstviewapp.com
- Use the in-app "☰" button (right corner) to provide feedback

**IMPORTANT
MESSAGE FOR ALL**



ID Badges are REQUIRED for all students. If your student loses a badge, the replacement fee is \$5, payable in the office. If a student receives a new badge and then finds the old badge, the old one will not scan anymore, because it is null and void.

Students MUST have an ID badge to ride the bus everyday. Parents will be contacted each day your student does not have their badge. They will need a replacement badge to ride the bus.

PARTNERS IN EDUCATION

CE would like to thank ALL of our PARTNERS in EDUCATION listed below, for helping our students and school.

- Kiwanis of Gulfport-Harry Yoste
- St. Peter's By The Sea- Casting Nets
- Alan Stevens Music, LLC
- Plumbers and Pipefitters Local 568-Kevin Cruso
- Domino's Marketing Department
- Extend A Hand, Help A Friend-Rep. Jeffrey Hulum, III
- Stars and Stripes Realty, LLC

